

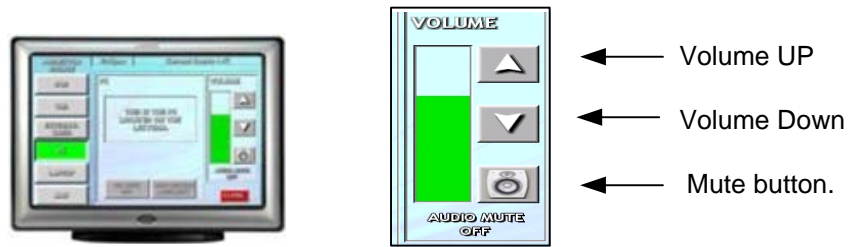
How to use the Voice reinforcement system

Overview

Touch panel
Volume control :

All large theatres have voice reinforcement. There will be a microphone on the lectern and often a radio microphone as well. The Volume control is located on the control panel.

- The Volume control is located on the touch panel. The volume can be Adjusted by pushing the Volume Up /Down arrow. There is also a mute button.



Push button panel
Volume control :

- The Volume is adjusted by rotating the volume knob as indicated.

Volume knob →







Radio Microphones

Most large theatres have a radio microphone. The radio microphone must be turned On. If the batteries are flat they may need to be replaced.



Low battery indicator will flash when batteries are low

Lights	Lights	Flashes	Off
			
Good	Less than half-charge	Almost exhausted	Flat

Replacing batteries :

- Open the battery compartment
- Install new batteries (located in the lectern draw)

For assistance :

Assistance is available by calling 59666 Opt1 and ask for AV assistance.

Training :

Training on equipment in rooms can be arranged at any time.
Call Space Services Help Desk Phone: 612 55909